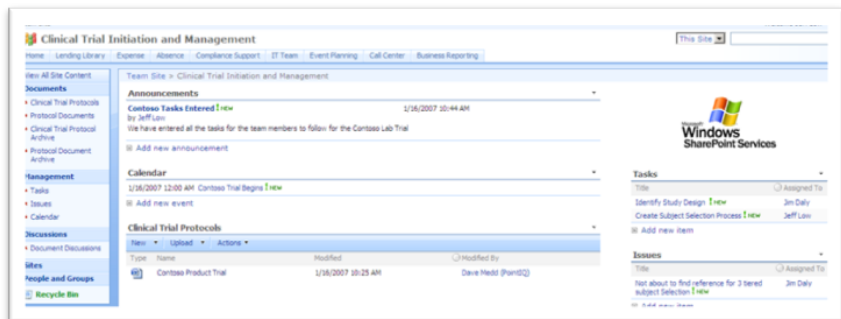


## Application Template: Clinical Trial Initiation and Management

### Description of Template

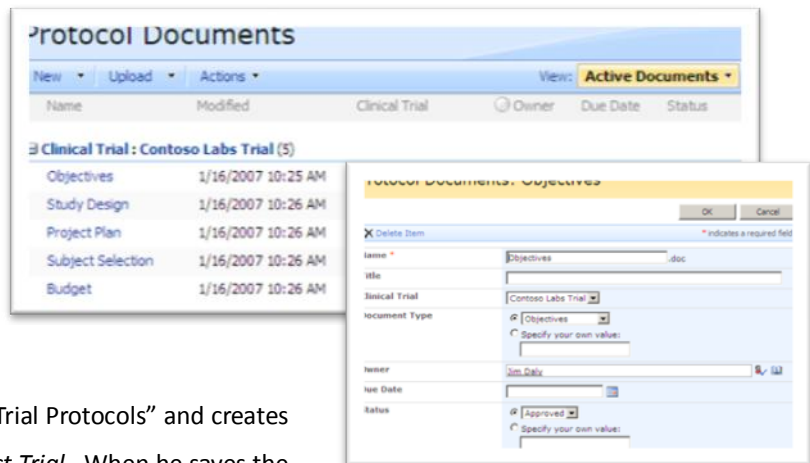
The Clinical Trial Initiation and Management application template for Microsoft® Windows® SharePoint® Services 3.0 helps companies manage the clinical trial protocol – the main deliverable of the clinical trial initiation phase. The application includes templates that help manage the creation, review and approval of objectives, study design, project plan, subject selection and budget. Also included is the capability to track discussions on documents through the threaded discussion capabilities of Windows SharePoint Services 3.0. Finally, as clinical trials are concluded, the template contains workflow which can be used to archive information to a separate folder within the application template.



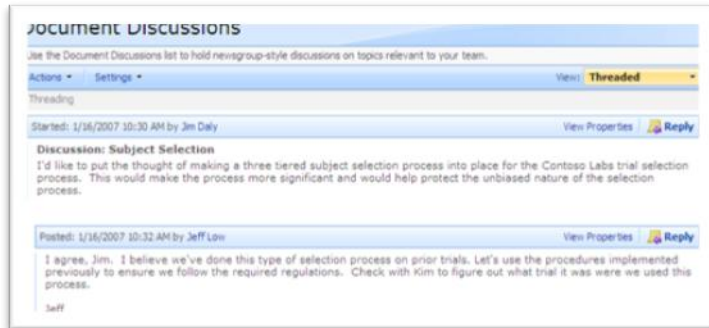
### Sample Activities Performed in this Application Template

The following examples show the various ways Microsoft anticipates this template will be utilized in a typical organization. If you wish to add additional features, please ask your IT provider to research Microsoft Office SharePoint Designer 2007.

Jim Daly is a clinical trial manager at Contoso Labs. His company is about to initiate a new clinical trial protocol on a product they've designed. In order to begin the process, he logs into the company's Clinical Trial Initiation and Management site. He clicks on "Clinical Trial Protocols" and creates a new document entitled *Contoso Product Trial*. When he saves the document, the website automatically generates the documents he needs to complete in order to initiate the clinical trial: Objectives, Study Design, Project Plan, Subject Selection and Budget. He clicks on the 'Objectives' link, which opens a Microsoft Office Word 2007 document where he



proceeds to type in the objectives of the clinical trial. After completing the update to the Objectives document, Jim saves and closes the document, opens the documents properties and changes the status of the objectives document to “Approved”.



As Jim continues to edit the documents, he remembers that his manager, Jeff, recommended a new type of subject selection for this clinical trial. Jim would like to discuss this more with the team, so he opens the Document Discussion link and types a discussion question. Jeff gets a notification via the RSS feed within Microsoft

Office Outlook® 2007 that a new discussion has been created, and visits the site to type his reply.

As Jim continues to manage the Clinical Trial, he uses the site to create and manage tasks, issues and calendar events that are relevant to the trial. Now, all of his team members have a single site to visit whenever they need information on the progress of the Contoso Lab Products clinical trial.

### **About Microsoft Windows SharePoint Services 3.0**

Microsoft Windows SharePoint Services 3.0 is technology in Windows Server® that offers an integrated portfolio of collaboration and communication services designed to connect people, information, processes and systems both within and beyond the organizational firewall. Now available at no additional charge, the technology provides a platform for developing Web-based business applications. Application Templates provide out-of-the-box scenarios to address the needs of specific business processes.

### **More Information**

For more information on the technologies described in this article, please visit:

Microsoft Windows SharePoint Services 3.0:  
<http://www.microsoft.com/sharepoint>

Application Templates for Windows SharePoint Services:  
<http://www.microsoft.com/sharepointapps>

The example companies, organizations, products, domain names, e-mail addresses, logos, people, places, and events depicted herein are fictitious. No association with any real company, organization, product, domain name, email address, logo, person, places, or events is intended or should be inferred.

This document is for informational purposes only. MICROSOFT MAKES NO WARRANTIES, EXPRESS OR IMPLIED, IN THIS SUMMARY.