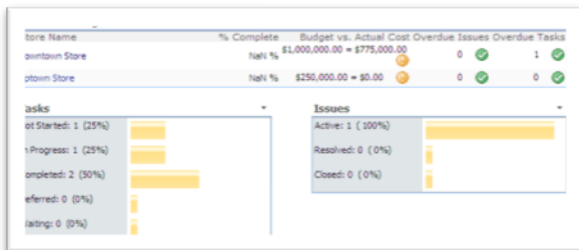
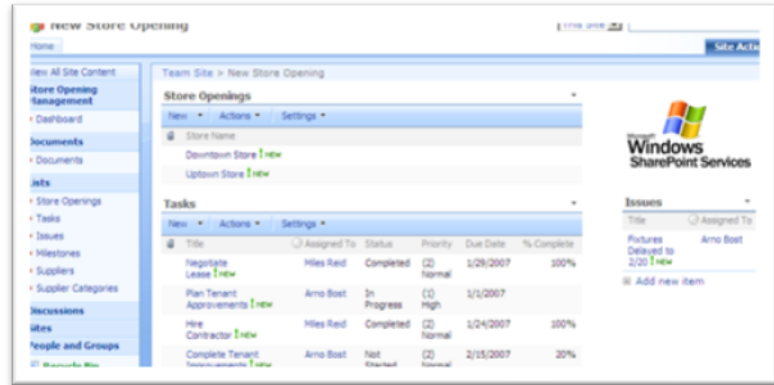


Application Template: New Store Opening

Description of Template

The New Store Opening application template for Microsoft® Windows® SharePoint® Services 3.0 helps project managers organize the budget, milestones, tasks and issues associated with opening a new store. The site tracks which new store openings are proposed or open and allows project managers to add tasks that must be accomplished to open the new store. Each task is assigned a monetary budget as well as a budgeted number of work days allotted to complete the task. The site also captures project milestones as well as issues that may arise during the course of the project. These issues, like tasks, are assigned to members of the project team and allow for team members to provide written updates on the status of an issue.

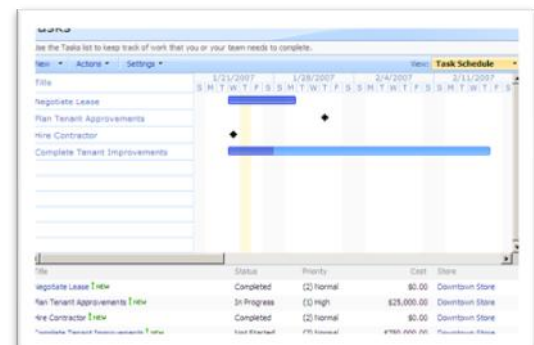


The dashboard view of the site gives a project manager a single overview of the progress of all new store openings, including the number of tasks and issues overdue for each project as well as the number for each status category. The dashboard also lists the actual dollars spent versus budget allotted.

Sample Activities Performed in this Application Template

The following examples show the various ways Microsoft anticipates this template will be utilized in a typical organization. If you wish to add additional features, please ask your IT provider to research Microsoft Office SharePoint Designer 2007.

Arno Bost is a project manager at a regional retail store which sells children’s toys. The company has been doing well, and has decided to expand to a new downtown location. Arno has been put in charge of opening the new store. His company has deployed the New Store Opening





application template built on Windows SharePoint Service 3.0 to help him manage the new store opening project.

Anro has entered the site and created a new project named “Downtown Store Opening”, where he enters the budget in dollars and days, start date, end date and project owner. He clicks “OK” and navigates to the Tasks list to begin entering in the tasks required to complete the new store opening. He clicks “new”, enters in the task name, due date and owner of the task. He also enters in the budget for the task as well as the supplier he’s approved to help his team.

Finally, Anro selects that this task is for the Downtown Store opening project. Anro’s team will now have a single location where they can see all the Downtown store project’s tasks, issues, milestones and budget information. Additionally, the team can find documents and drawings related to the new store opening project all in one place. Anro packs up to head downtown. It’s going to be a few busy months.

About Microsoft Windows SharePoint Services 3.0

Microsoft Windows SharePoint Services 3.0 is technology in Windows Server® that offers an integrated portfolio of collaboration and communication services designed to connect people, information, processes and systems both within and beyond the organizational firewall. Now available at no additional charge, the technology provides a platform for developing Web-based business applications. Application Templates provide out-of-the-box scenarios to address the needs of specific business processes.

More Information

For more information on the technologies described in this article, please visit:

Microsoft Windows SharePoint Services 3.0:
<http://www.microsoft.com/sharepoint>

Application Templates for Windows SharePoint Services:
<http://www.microsoft.com/sharepointapps>

The example companies, organizations, products, domain names, e-mail addresses, logos, people, places, and events depicted herein are fictitious. No association with any real company, organization, product, domain name, email address, logo, person, places, or events is intended or should be inferred.

This document is for informational purposes only. MICROSOFT MAKES NO WARRANTIES, EXPRESS OR IMPLIED, IN THIS SUMMARY.